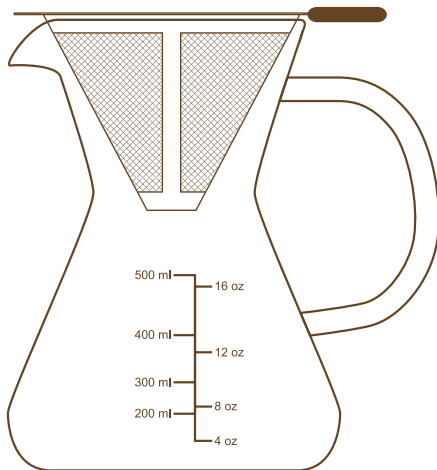


SECURA®

POUR OVER COFFEE DRIPPER SET

(17oz/500ml)



User Manual

Model: SPO-17GS



Welcome to the Secura Family!

Congratulations on being the proud owner of your new Secura product. We believe in manufacturing only the highest quality kitchen, home and personal care products for our customers. We are a U.S.-based manufacturer and all our products meet strict standards for manufacturing, safety and performance.

We also believe in providing the best customer service and support in the industry. That is why we offer a 1-year warranty on this product that ensures your satisfaction - so you can enjoy it for years to come.

If you have questions or in the rare instance you need to file a warranty claim, please email CustomerCare@thesecura.com. For fastest response, please include product name and model #, proof of original purchase, complete contact information, and detailed information about the issue, including pictures when applicable.

Your feedback and suggestions are also important to us, so please email them to us at CustomerCare@thesecura.com.

The Secura Team

SECURA®

Copyright 2018 Secura, Inc. All rights reserved.

The material in this publication is protected under International and Federal Copyright Laws and Treaties, and as such, any unauthorized reprint or use of this material is strictly prohibited.

No part of this book may be reproduced or transmitted in any form without the written permission of the author, except for the inclusion of brief quotations in a review.

Reproduction or translation of any part of this work without the permission of the copyright holder is against the law.

TABLE OF CONTENTS

IMPORTANT SAFEGUARDS	1
PARTS DESCRIPTION	3
BREWING COFFEE	4
CARING FOR YOUR COFFEE DRIPPER	5
STORAGE	5
DISPOSAL	6
CONTACT	6
MANUFACTURER'S LIMITED WARRANTY	7

IMPORTANT SAFEGUARDS



Please read and follow all of the information in this manual before using and save it for future reference.

- The carafe is made of borosilicate glass designed to have a higher resistance to thermal shock. However, the carafe should still be handled with care to avoid breakage.
- Use, clean and store the carafe on its safeguard trivet to reduce the risk of accidental breakage.
- Not for stovetop use.
- Do not place on or near the stove or any other heated surface.
- Not for use on electric or gas stove or induction cooktop.
- To reduce risk of injury, do not remove stainless steel filter from glass carafe until all water has drained from the filter.
- Not for use by or around children.
- For use only with filtered ground coffee.
- The exterior of the carafe will be very hot during use. Only touch the stay cool handle of the carafe when brewing.
- Check the glass carafe for scratches, chips or cracks before every use. Do not use if the carafe shows any damage.
- This coffee dripper is dishwasher safe – air dry only, however to extend the life of your purchase, we recommend only hand washing only in warm, soapy water with a soft cloth or sponge.

SECURA®

- Do not expose to high temperatures, such as the heated dry setting on the dishwasher. This could damage the glass.
- Do not use abrasive or harsh materials or chemicals to clean any parts.



Always follow basic safety precautions when using any electrical products, especially when children are present.



CAUTION: HOT SURFACES!

This appliance generates heat and releases steam during use. Proper precautions must be taken to prevent the risk of burns, fires or other injury to persons or damage to property.

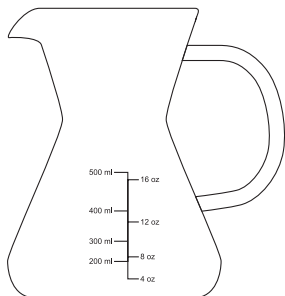
FOR HOUSEHOLD USE ONLY

SAVE THESE INSTRUCTIONS

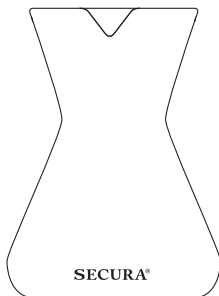
POUR OVER COFFEE DRIPPER SET

PARTS DESCRIPTION

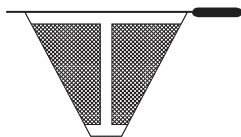
17oz. Thermal-Resistant Glass Carafe




Side View



Front View



Mesh Filter



Safeguard Trivet



Measuring Spoon

BREWING COFFEE

Before First Use:

Wash all parts using a soft cloth or sponge in warm soapy water and dry thoroughly. Never use abrasive materials or harsh chemicals to clean your coffee dripper set. Your set is dishwasher-safe on air dry only. To extend the life of your set, we recommend that you only hand wash as explained above.

NOTE: To reduce the risk of breakage, never set the carafe directly on any surface. Always place the safeguard trivet under your glass carafe to avoid any accidental impact with a hard surface. Doing so also protects your table or counter top when brewing hot coffee.

Brewing Delicious Pour Over Coffee:

NOTE: These instructions are a starting point for drip brewing, which is known for delivering a smooth, clean, less bitter cup of coffee. Although the recommended water temperature is 200°F, with pour over brewing, you can adjust the grind size, the resting time, and even the temperature to your preferences. To achieve that perfect brew with your new Pour Over Coffee Dripper Set, we recommend using one of our Secura Gooseneck Kettles for the optimal water temperature and perfectly controlled pour.

1. Measure 6 ounces of water per cup of coffee and begin heating to 200°F.
2. Grind two Tablespoons of coffee beans per cup of coffee.
3. With the filter in place and your carafe seated on its safeguard trivet, prepare to brew coffee by filling the carafe to the top with warm water and then draining the water completely to pre-heat the filter and carafe.
4. Place coffee grounds into the filter.
5. With the water at 200°F, slowly and evenly pour only enough water until all the coffee grounds are wet and then, allow the grounds to rest for 30-45 seconds.

POUR OVER COFFEE DRIPPER SET

6. Once the wet grounds have rested, start in the center of the grounds and begin slowly pouring the remaining water in a concentric circle until 1/4" from the filter's edge. Next, reverse the circle until the center is reached. Repeat until all water is used.
7. Allow all the water to pass through the coffee grounds before carefully removing the filter.
8. Enjoy a cup of your perfectly brewed drip coffee!

CARING FOR YOUR COFFEE DRIPPER

- Use, clean and store the glass carafe on its safeguard trivet to reduce the risk of accidental breakage.
- Always dispose of your coffee grounds and clean all parts after each use.
- Wash all parts using a soft cloth or sponge in warm soapy water and dry thoroughly.
- Never use abrasive materials or harsh chemicals to clean your coffee dripper set.
- Your coffee dripper set is dishwasher-safe on air dry only. To extend the life of the set, we recommend that you only hand wash as explained above.
- Hand dry or air dry completely before storage.

STORAGE

- To avoid breakage, store in box when not in use.
- Always keep safeguard trivet under carafe to reduce the risk of impact.
- Dry all parts thoroughly before storage.

DISPOSAL

When this product has reached the end of its life, please dispose of the unit properly. Contact your local governing agency and follow their laws and regulations for disposal.

CONTACT

If you have any questions or concerns not addressed in this user manual, please call our customer service department at 888-792-2360 or email: CustomerCare@thesecura.com.

Please read the operating instructions before using this product.

Please keep the original box, packing materials and all documentation in the event that service is required.

SECURA®

Manufacturer's Limited Warranty

The Manufacturer of this product warrants to the original purchaser of this product that this product will be free from defects in material and workmanship under normal use and service for 1 year from date of purchase. Manufacturer will, at its option, repair or replace with a new or refurbished product. The Manufacturer reserves the right, before having any obligation under this limited warranty, to inspect the product, and all costs of shipping the product for inspection and warranty service shall be borne solely by the purchaser.

For the fastest processing of a warranty claim, the Purchaser should e-mail CustomerCare@thesecura.com and include the product name and model #, proof of original purchase, complete contact information, and detailed information about the issue, including pictures when applicable.

The manufacturer's limited warranty is valid only in accordance with the following conditions:

1. The product is purchased directly from manufacturer or an authorized reseller or distributor.
2. Only the original purchaser is covered by this warranty. This warranty is not transferable.
3. Product is for personal use only. This warranty is void if the product is used in a commercial or institutional establishment.
4. This warranty does not cover breakage of any part resulting from handling, impact, cleaning, or other any other reasons not related to a verified defect in materials or labor.
5. This warranty does not cover normal wear and tear, or damage caused by misuse, abuse, negligence, accident, acts of nature, or unauthorized modification or repair.
6. Purchaser must present acceptable proof of purchase for the product.
7. This warranty gives you specific legal rights, and you may also have other rights which vary from state to state.

Secura, Inc.
CustomerCare@thesecura.com
Lake Forest, California

SECURA®

Secura Bestsellers

Duxtop Portable 1800W
Induction Cooktop



Secura 1700W Electric
2-in-1 Grill Griddle



Secura Triple Basket
Electric Deep Fryer



Secura Electric
Hot Air Fryer



Duxtop Whole-Clad Tri-Ply Premium Cookware



Secura Electric
Hot Pot Kettle



Secura Electric
Water Kettle



Secura Electric
Wine Opener



Secura Premium
Wine Aerator



Secura, Inc.

888-792-2360

CustomerCare@thesecura.com

www.thesecura.com

Lake Forest, California

For the fastest processing of a warranty claim, the owner should e-mail CustomerCare@thesecura.com and include the product name and model #, proof of original purchase, complete contact information, and detailed information about the issue, including pictures when applicable.